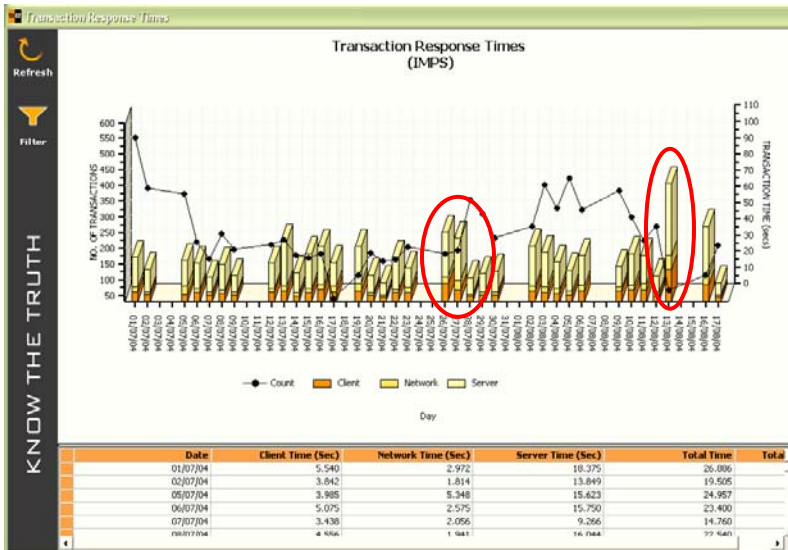



End-End Software – Knowledge Sharing September 2005 002



Are you frustrated with business critical applications failing to perform?

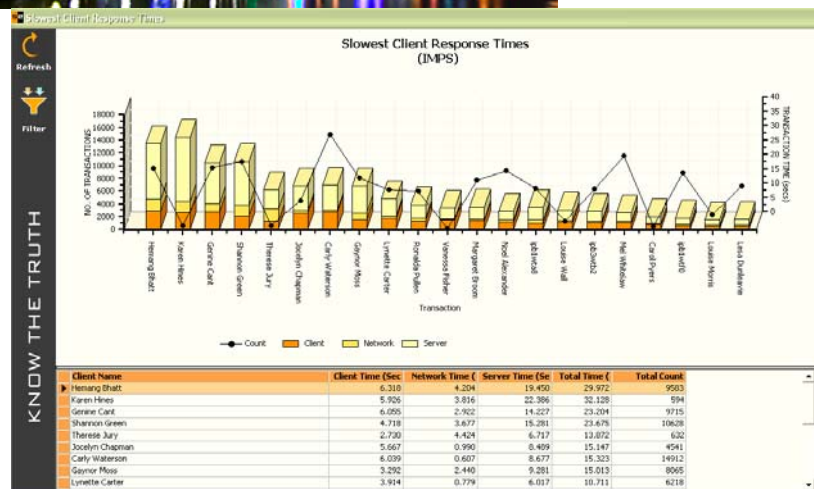
This report is a fundamental indicator of the state your application is. By filtering over various time ranges, you can compare today's response times to those of a month ago, or you can pick a certain day and see how the response times change at quarter hour intervals. Additionally you can drill down to individual end user, end user groups, servers, or transactions. This report lets you know whether and when you have a problem and by being proactive it will lead you to the source of the issue

Like Each City Each Organisation has their on special need



Are your end-users getting the same response times?

This report is a vital indicator of application performance by your end users. By filtering over various time ranges, you can compare any date's response times to those of a year ago, or you can pick a certain period and see how the response times change at fifteen-minute intervals. You can view individual end users, end user groups, servers, or transactions. This report lets you know where the slowest transactions are in your application right down to end- user level.



End-End Software provides straightforward application performance and availability Monitoring by measuring the actual end-user experience. It cuts through the complexity Of service delivery by focusing on the measurement that matters—that of the End User. It Further simplifies management by viewing the service the way the end user views it, screen By screen at a transaction level, rather than as a series of infrastructure activities.

<http://www.end-endsoftware.netdns.net/login2.htm>